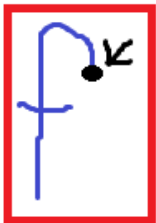



Support Unit Learning Activities: Term 2 Week 4

Monday 18.05.2020 – Friday 22.05.2020


This week, students will be at school 1 day per week, face to face in the classroom. Learning from home will continue for the other 4 days.

Students will need to access ClassDojo to attend to tasks set there or to upload photos/videos of completed work to allow their teacher to monitor learning.

| | Remote Learning Day 1 | Remote Learning Day 2 | Remote Learning Day 3 | Remote Learning Day 4 | Face to Face Day |
|---------|--|---|---|---|--|
| Notes | Check ClassDojo for any activities or information | Check ClassDojo for any activities or information | Check ClassDojo for any activities or information | Check ClassDojo for any activities or information | Your child will be attending school on their allocated day. |
| Morning | <p>English</p> <p><u>Letter 'f'</u> Using textas write the lower case letter 'f' in your exercise book ten times. Revise letters Aa and Bb and Cc and Dd and Ee</p>  | <p>English</p> <p><u>Letter F</u> Using textas write the upper case letter 'F' in your exercise book ten times. Revise letters Aa and Bb and Cc and Dd and Ee</p>  | <p>English</p> <p><u>Tracing</u> Complete the F worksheet (page 6) with the FISH Identify objects that begin with the sound 'f' Parents ask your child to point to each picture and name it e.g. 'Where is the fox?' Point to the fox</p> | <p>English</p> <p><u>Typing on the computer</u> Type rows of lower case and upper case letters 'F f' Go to.... more coloursstandard And choose different colours - change the size and colour Print it out and paste it into your exercise book</p> | <p><u>MONDAY</u> Students in K/6S</p> <p><u>TUESDAY</u> Students in K/6C</p> <p><u>WEDNESDAY</u> Students in K/6K</p> |

| | | | | | |
|--|---|---|---|--|--|
| | <p><u>Reading & Talking</u></p> <p>Little Fish</p> <p>Read the story 'Little Fish' You can print the pages out and make a little book or use the computer. Talk about what you see.</p> <p>Name and describe what the animals look like.</p> <p><i>Parents may need to encourage descriptions</i></p> <p><u>Writing – Sentence of the day</u> Use the worksheet 'Little Fish'</p> <p>Cut the sentence up into words and scramble them up. Students sequence the words into the correct order Read the sentence to your parent and check it is correct Paste the sentence into your scrap book. Write the sentence underneath. Use pencil or crayons.</p> | <p><u>Writing – Sentence of the day</u> Use the worksheet 'Little Fish' Complete two sentences</p> <p><u>Spelling</u> Use the story - Little Fish, and write these words into your exercise book. Read the words to to your parent Choose a list for your child and write the words 3 times each day</p> <p><u>List 1:</u> can see a go the at</p> <p><u>List 2:</u> animals fill filled filling with such much whale shark seahorse stingray turtle starfish octopus</p> | <p><u>Writing – Sentence of the day</u> Use the worksheet 'Little Fish' Complete two sentences</p> <p>Picture Literacy - <u>Little Fish</u> Look at the picture of the sea creature in the ocean Talk about what you see with an adult. Where can you see happening?</p> <p><u>Writing</u> Write a short sence or story about the picture</p> <p><u>Research</u> Pick an animal you see in the picture. Look up information about that animal and write some facts down. Draw a picture</p> <p>You may do more than one animal.</p> | <p><u>Writing – Sentence of the day</u> Use the worksheet 'Little Fish' Complete two sentences</p> <p><u>Online pictures</u> - F words Get Microsoft WORD up on the computer</p> <p>Go to Insert Online pictures (icon) Search 'clip art fish' press return Choose a picture of an fish Copy and paste the picture onto a new page in Word Repeat with the following pictures</p> <ul style="list-style-type: none"> - clip art whale - clip art octopus - clip art starfish - clip art stingray - clip art shark - clip art seahorse - clip art turtle | <p>On your child's other days, they will continue with the activities outlined in this grid, in the order, Remote Learning Day 1 – Remote Learning Day 4.</p> <p>** Please note: As class teachers will be teaching students in the classroom on <u>Monday-Wednesday 9:10am-3:10pm</u>, monitoring of remote learning and responding to questions will be VERY limited during this period.</p> <p>If you have a question that needs a prompt response, you are welcome to ask in our ClassDojo messaging and a teacher will respond as promptly as they can.</p> <p>Thank you so much for your continued support and assistance.</p> |
|--|---|---|---|--|--|

| | | | | | |
|--------|--|--|--|--|--|
| | Students may repeat this every day with two different sentences | | | | |
| Break | | | | | |
| Middle | <p>Mathematics</p> <p>For the first two days of at home learning we will focus on some whole number games to get that counting ability going.</p> <p>https://www.abcya.com/games/number_match- this is a number matching game, adjust the level if your child is finding it to hard or easy. At school we use the object number setting to count the dots and find the matching number.</p> <p>https://www.abcya.com/games/counting_fish- this game is a straight counting and matching game</p> <p>https://www.abcya.com/games/numerical_order- this game gets kids to</p> | <p>Mathematics</p> <p>For the first two days of at home learning we will focus on some whole number games to get that counting ability going.</p> <p>https://www.abcya.com/games/number_match- this is a number matching game, adjust the level if your child is finding it to hard or easy. At school we use the object number setting to count the dots and find the matching number.</p> <p>https://www.abcya.com/games/counting_fish- this game is a straight counting and matching game</p> <p>https://www.abcya.com/games/numerical_order- this game gets kids to</p> | <p>Mathematics</p> <p>Complete the two area sheets for 'Area day 1'</p> <p>After these are completed look around the house and find some things that have a large area and some that have a small, can you write a list of items with a large area and a list of items with a small area: e.g. A rug, a bed, a table top vs a book, a plate and a food wrapper.</p> | <p>Mathematics</p> <p>Complete the two area sheets for 'Area day 1'</p> <p>After these are completed take two pieces of paper, cut them into smaller and larger pieces then make a pile with the paper that has the larger area at the bottom and the paper with the smaller area at the top.</p> | |

| | | | | | | |
|--------------|--|---|--------------|----------|---|---|
| | place space rocks in number order. To make it harder get the kids to count by 2's or 5's | place space rocks in number order. To make it harder get the kids to count by 2's or 5's | | | | |
| Break | | | | | | |
| Afternoon | <p>PDHPE</p> <p>Go to the following link:</p> <p>https://app.education.nsw.gov.au/sport/participation/getactive</p> <p>and participate in one of the video activities,</p> | <p>History</p> <p>Turn back time</p> <p>Talk to your mum or dad and ask them about the games they used to play as a child.</p> <p><i>What games do you play?</i></p> <p>Put them alongside each other in a table and talk about the differences or similarities? And why you think it is the same? Or different?</p> <table><tr><td>Parent Games</td><td>My Games</td></tr></table> | Parent Games | My Games | <p>Science</p> <p>What's it Made of?</p> <p>Popcorn (or another item)</p>  <p>For Science this week, using popcorn (or another food item) create your own table like pictured to talk about the 5 different categories: <i>taste, smell, look, sounds and feels.</i></p> | <p>Creative Arts</p> <p>How to draw an Autumn Tree</p> <p>Check out the following link:</p> <p>https://www.youtube.com/watch?v=t4oXBog-n18</p> <p>Give this tree a try and share your final work with your teacher on ClassDojo</p> |
| Parent Games | My Games | | | | | |

More Daily Activities

We encourage the following activities to be completed:

- **Reading Eggs and Mathseeds:** allow students to work through activities at their own pace
- **Story time with Mr Skene:** is a fun way to listen to some stories online
- **Social Skills:** above all we would encourage you to engage with your child in undertaking various social skill activities such as cleaning, making their bed, cooking etc.
- **Communicating:** building social communication with others in the home. Encouraging conversation and building capacity in this.

ZOOM Meeting: Thursdays at **10am** – a new link will be sent each week in ClassDojo

How to Complete the Daily Activities

We would love to see the work that is being completed at home by the students.

Please take photos/videos of the work being completed and post it on your child's **ClassDojo Portfolio**.

This allows the teacher to view, comment and engage with the students.

Reminder

Please remember that we don't expect you to complete everything that is listed. As long as the students are giving some of the activities a go.

We understand this is a difficult time and tricky to undertake – so any little bit of work you are able to do is great!

If you need additional resources to assist, please don't hesitate to ask your classroom teacher.